



# FDOT DISTRICT SIX – SUNGUIDE TMC

JUNE 2009

## ITS Operations Summary Report



### Milestones:

- Successful launch of new Statewide 511 system (6/17/09).
- Conducted RISC training, developed RISC Watcher software application, conducted vendor inspections, facilitated RISC meetings, and developed RISC protocols.
- Began development of TIM tracking database and conducted a 95 Express and Ramp Signaling lessons learned meeting with FHP.

### Event Summary

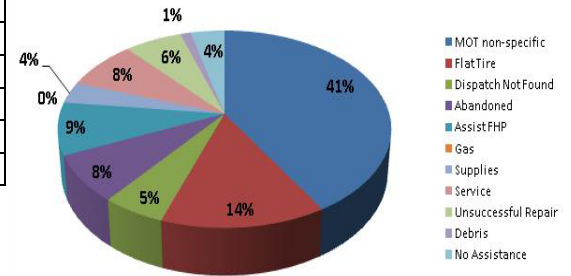
Statistics	June 2009	FY 07/08 Avg.*
Total Number of Events	3,106	4,067**
Total Number of Lane Blockage Events	524	437
Average Lane Blockage Duration***	31.6 min	36.2 min
Total Number of Road Ranger Responses	3,912	5,822
Total Number of Road Ranger Activities	6,314	8,082

\*For Roadways managed by FDOT D6 TMC in Miami-Dade County

\*\*Number of events with Road Ranger Responses

\*\*\*Excludes roadwork related events and special events

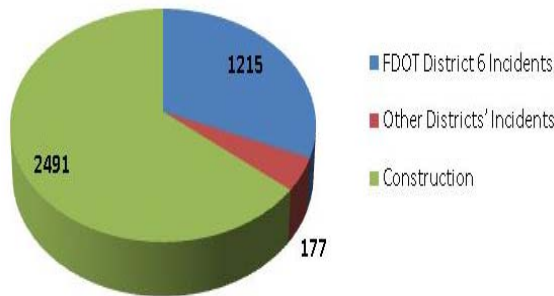
### Road Ranger Activities by Type



### Traveler Information:

511 Calls from 6/1/09 to 6/17 were 71,602. The new Statewide 511 system calls are not included.

### DMS Message by Type (Total DMS Messages = 3,883)



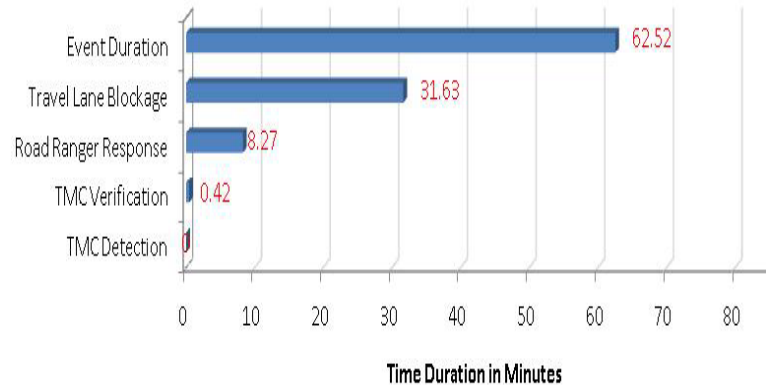
Roadway	# of DMS	# of Activations	# of Messages	Availability
I-95 Mainline	10	554	1,118	97.51%
95 Express	2	25	44	88.16%
I-95 Arterial	8	521	876	98.00%
Golden Glades	5	132	260	97.71%
SR-826	6	159	262	96.38%
I-75	3	83	106	99.85%
I-195	3	165	333	99.63%
I-195 Arterial	3	173	523	99.43%
I-395	1	20	35	17.69%
US 1 Miami-Dade Co	5	70	145	99.36%
US 1 S/ of Florida City	11	31	181	96.95%
<b>Total</b>	<b>57</b>	<b>1,933</b>	<b>3,883</b>	<b>96.36%</b>

Note: DMS 4, 8, 9, and 10 are non-operational, awaiting for capital improvements and not included in the availability calculation.

### TMC Operations and Maintenance:

#### TMC Operations (Travel Lane Blocking Events Only)

Performance Measure	June	Target
DMS Efficiency	100%	>95%
TMC Operator Error Rate	0.17%	<0.69%
Road Ranger Dispatching Average	0.72 min	<2.00 min
Event Confirmation Average	0.42 min	<2.00 min
Time to Post DMS Average	3.32 min	<5.00 min
Agency Notification Average	1.20 min	<7.00 min



Note: Time Durations include FDOT D6 Managed Events Only and excludes roadwork and special events. Road Ranger Response excludes Road Ranger detected events.

#### ITS Systems Availability (FDOT Non-Operational)

Subsystem	June	Target
TMC Systems (critical)	99.95%	>99.90%
Video Wall	99.98%	N/A
SunGuide <sup>SM</sup> Software	96.74%	N/A
CCTV	97.37%	N/A
DMS	96.36%	N/A
Detectors	93.39%	N/A
TMC Systems (non-critical)	99.21%	N/A