



Milestones:

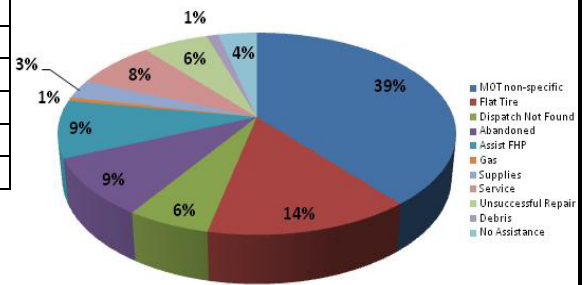
- Developed scope of services for the SR 826/SR 836 Interchange Reconstruction project.
- Released first edition of the Traffic Incident Management (TIM) Newsletter – The TIM Quarterly Review (April 28, 2009).
- Refurbished TMC Storage Area Network (SAN) to support Express Lanes and Ramp Signaling data collection requirements.

Event Summary

Statistics	April 2009	FY 07/08 Avg.*
Total Number of Events	2,796	4,067**
Total Number of Lane Blockage Events	456	437
Average Lane Blockage Duration***	30.9 min	36.2 min
Total Number of Road Ranger Responses	3,622	5,822
Total Number of Road Ranger Activities	5,705	8,082

*For Roadways managed by FDOT D6 TMC in Miami-Dade County
 **Number of events with Road Ranger Responses
 ***Excludes roadwork related events and special events

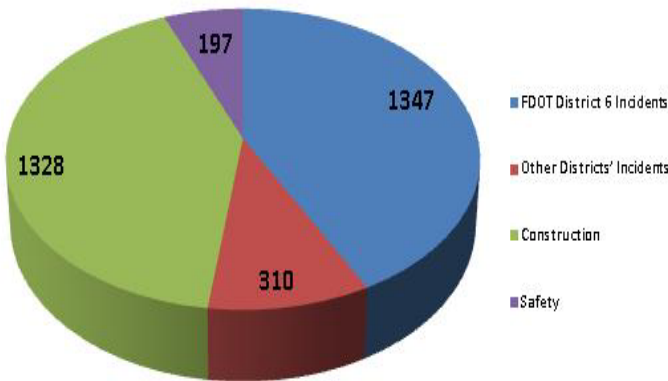
Road Ranger Activities by Type



Traveler Information:

There were 175,246 511 Calls for April 2009.

DMS Message by Type
 (Total DMS Messages = 3,739)



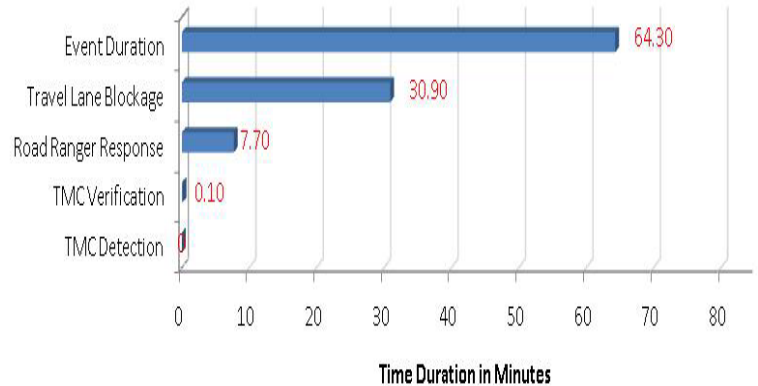
Roadway	# of DMS	# of Events	# of Messages	Availability
I-95 Mainline	10	540	1,014	93.38%
95 Express	2	50	88	99.98%
I-95 Arterial	8	483	868	90.30%
Golden Glades	5	109	204	100.00%
SR-826	6	158	310	98.05%
I-75	3	103	192	100.00%
I-195	3	143	284	99.56%
I-195 Arterial	3	50	176	66.65%
I-395	1	101	161	99.00%
US 1 Miami-Dade Co	5	86	202	98.91%
US 1 S/ of Florida City	11	77	240	99.84%
Total	57	1,900	3,739	94.84%

Note: DMS 4, 8, 9, and 10 are non-operational, awaiting for capital improvements and not included in the availability calculation.

TMC Operations and Maintenance:

TMC Operations (Travel Lane Blocking Events Only)

Performance Measure	April	Target
DMS Efficiency	99.75%	>95%
TMC Operator Error Rate	0.33%	<0.69%
Road Ranger Dispatching Average	1.10 min	<2.00 min
Event Confirmation Average	0.10 min	<2.00 min
Time to Post DMS Average	2.98 min	<5.00 min
Agency Notification Average	1.40 min	<7.00 min



Note: Time Durations include FDOT D6 Managed Events Only and excludes roadwork and special events. Road Ranger Response excludes Road Ranger detected events.

ITS Systems Availability (FDOT Non-Operational)

Subsystem	April	Target
TMC Systems (critical)	99.97%	>99.90%
Video Wall	100.00%	N/A
SunGuide SM Software	99.84%	N/A
CCTV	99.28%	N/A
DMS	94.84%	N/A
Detectors	97.57%	N/A
TMC Systems (non-critical)	99.94%	N/A