



# FDOT DISTRICT SIX – SUNGUIDE TMC

MAY 2009

## ITS Operations Summary Report



### Milestones:

- Completed installation of SunGuide Software version 4.1.3, developed Standard Operating Guidelines (SOGs), and completed the 511 Watcher software application to support new Statewide 511 System.
- Updated TMC Hurricane Response Action Plan (HRAP).
- Held TIM Coordination meetings with City of Miami PD, and Miami-Dade County PD for Specials Events

### Event Summary

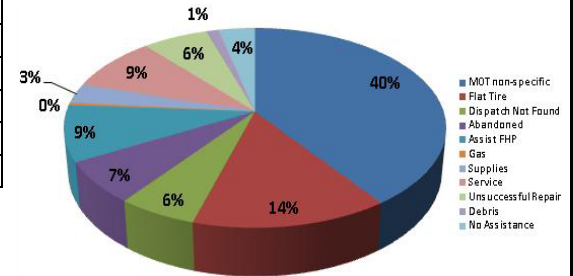
Statistics	May 2009	FY 07/08 Avg.*
Total Number of Events	3,272	4,067**
Total Number of Lane Blockage Events	500	437
Average Lane Blockage Duration***	32.3 min	36.2 min
Total Number of Road Ranger Responses	4,321	5,822
Total Number of Road Ranger Activities	6,861	8,082

\*For Roadways managed by FDOT D6 TMC in Miami-Dade County

\*\*Number of events with Road Ranger Responses

\*\*\*Excludes roadwork related events and special events

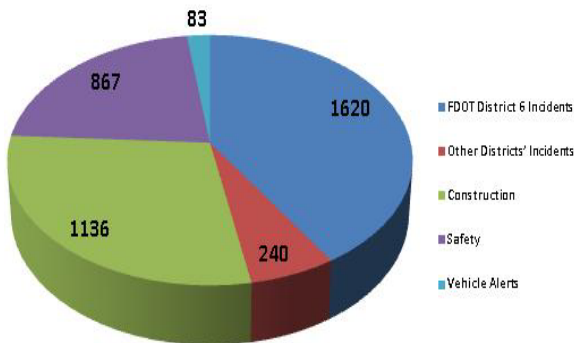
### Road Ranger Activities by Type



### Traveler Information:

There were 166,975 511 Calls for May 2009.

#### DMS Message by Type (Total DMS Messages = 3,946)



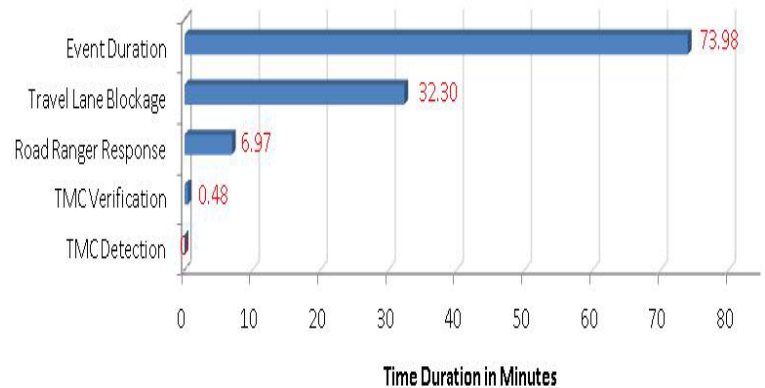
Roadway	# of DMS	# of Activations	# of Messages	Availability
I-95 Mainline	10	516	1,041	97.78%
95 Express	2	48	125	90.93%
I-95 Arterial	8	447	706	94.95%
Golden Glades	5	148	278	100.00%
SR-826	6	164	337	98.27%
I-75	3	107	217	100.00%
I-195	3	155	328	99.89%
I-195 Arterial	3	119	309	95.01%
I-395	1	84	158	99.96%
US 1 Miami-Dade Co	5	81	213	99.09%
US 1 S/ of Florida City	11	40	234	96.29%
<b>Total</b>	<b>57</b>	<b>1,909</b>	<b>3,946</b>	<b>97.41%</b>

Note: DMS 4, 8, 9, and 10 are non-operational, awaiting for capital improvements and not included in the availability calculation.

### TMC Operations and Maintenance:

#### TMC Operations (Travel Lane Blocking Events Only)

Performance Measure	May	Target
DMS Efficiency	99%	>95%
TMC Operator Error Rate	0.47%	<0.69%
Road Ranger Dispatching Average	0.82 min	<2.00 min
Event Confirmation Average	0.48 min	<2.00 min
Time to Post DMS Average	2.77 min	<5.00 min
Agency Notification Average	1.28 min	<7.00 min



Note: Time Durations include FDOT D6 Managed Events Only and excludes roadwork and special events. Road Ranger Response excludes Road Ranger detected events.

#### ITS Systems Availability (FDOT Non-Operational)

Subsystem	May	Target
TMC Systems (critical)	99.99%	>99.90%
Video Wall	100.00%	N/A
SunGuide <sup>SM</sup> Software	98.00%	N/A
CCTV	98.63%	N/A
DMS	97.41%	N/A
Detectors	99.71%	N/A
TMC Systems (non-critical)	99.70%	N/A