



FDOT DISTRICT SIX – SUNGUIDE TMC

MARCH 2009

ITS Operations Summary Report



Milestones:

- Developed report for posting weekly typical toll rates on www.95express.com
- Developed new 95 Express software requirements to improve Customer Service Representative interface with toll rate data
- Completed the provision of video to Miami-Dade County at the NAP.

Event Summary

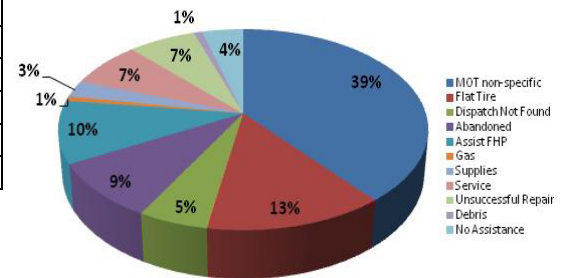
Statistics	March 2009	FY 07/08 Avg.*
Total Number of Events	2,758	4,067**
Total Number of Lane Blockage Events	506	437
Average Lane Blockage Duration***	28.77 min	36.2 min
Total Number of Road Ranger Responses	3,677	5,822
Total Number of Road Ranger Activities	5,769	8,082

*For Roadways managed by FDOT D6 TMC in Miami-Dade County

**Number of events with Road Ranger Responses

***Excludes roadwork related events and special events

Road Ranger Activities by Type

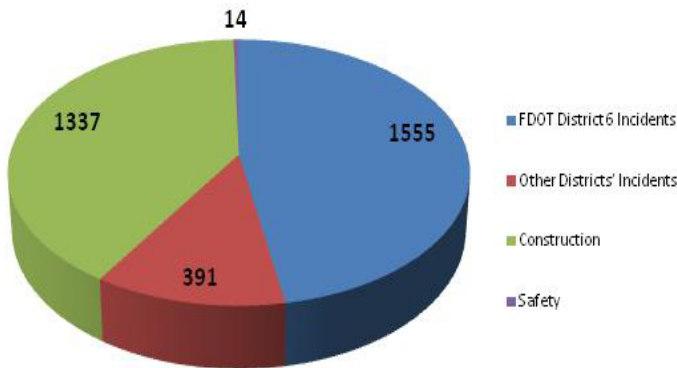


Traveler Information:

There were 151,483 511 Calls for March 2009.

DMS Message by Type

(Total DMS Messages = 3,297)



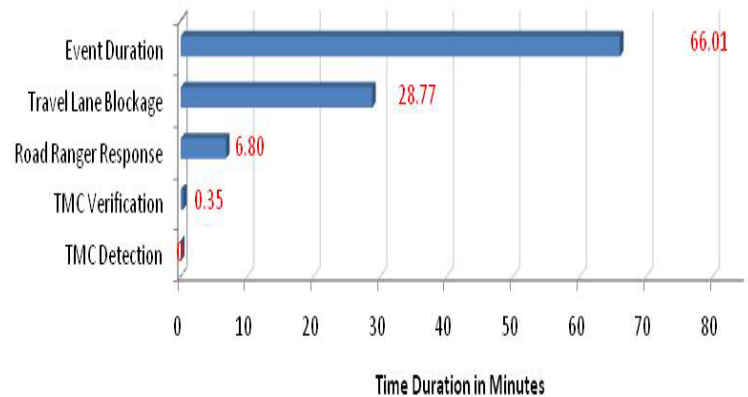
Roadway	# of DMS	# of Events	# of Messages	Availability
I-95 Mainline	10	593	1,070	99.00%
95 Express	2	64	97	100%
I-95 Arterial	8	474	749	89.62%
Golden Glades	5	130	224	100.00%
SR-826	6	150	237	100%
I-75	3	94	133	100.00%
I-195	3	136	237	99.01%
I-195 Arterial	3	50	141	67.63%
I-395	1	119	180	95.39%
US 1 Miami-Dade Co	5	95	155	99.73%
US 1 S/ of Florida City	11	44	74	99.12%
Total	57	1,949	3,297	95.90%

Note: DMS 4, 8, 9, and 10 are non-operational, awaiting for capital improvements and not included in the availability calculation.

TMC Operations and Maintenance:

TMC Operations (Travel Lane Blocking Events Only)

Performance Measure	March	Target
DMS Efficiency	100%	>95%
TMC Operator Error Rate	0.27%	<0.69%
Road Ranger Dispatching Average	0.48 min	<2.00 min
Event Confirmation Average	0.35 min	<2.00 min
Time to Post DMS Average	2.77 min	<5.00 min
Agency Notification Average	1.37 min	<7.00 min



Note: Time Durations include FDOT D6 Managed Events Only and excludes roadwork and special events. Road Ranger Response excludes Road Ranger detected events.

ITS Systems Availability (FDOT Non-Operational)

Subsystem	March	Target
TMC Systems (critical)	99.99%	>99.90%
Video Wall	100.00%	N/A
SunGuide SM Software	99.93%	N/A
CCTV	98.87%	N/A
DMS	95.90%	N/A
Detectors	94.47%	N/A
TMC Systems (non-critical)	98.21%	N/A