



Milestones:

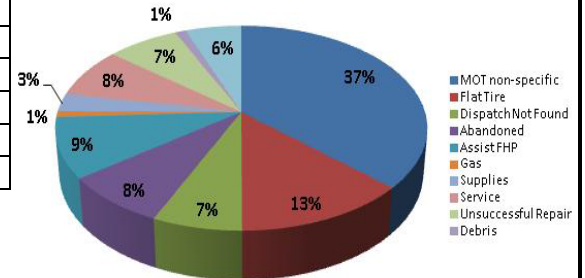
- Successful operational start-up of Ramp Signals on February 4, 2009.
- Completed RFP Package and advertised new Incident Management Services Contract.
- Completed DMS Replacement Scope of Services.

Event Summary

Statistics	February 2009	FY 07/08 Avg.*
Total Number of Events	2,463	4,067**
Total Number of Lane Blockage Events	408	437
Average Lane Blockage Duration***	32.65 min	36.2 min
Total Number of Road Ranger Responses	3,329	5,822
Total Number of Road Ranger Activities	4,951	8,082

*For Roadways managed by FDOT D6 TMC in Miami-Dade County
 **Number of events with Road Ranger Responses
 ***Excludes roadwork related events and special events

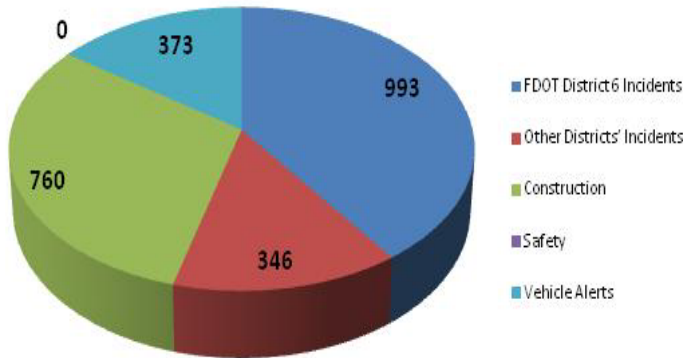
Road Ranger Activities by Type



Traveler Information:

There were 124,264 511 Calls for February 2009.

DMS Message by Type
 (Total DMS Messages = 2,472)



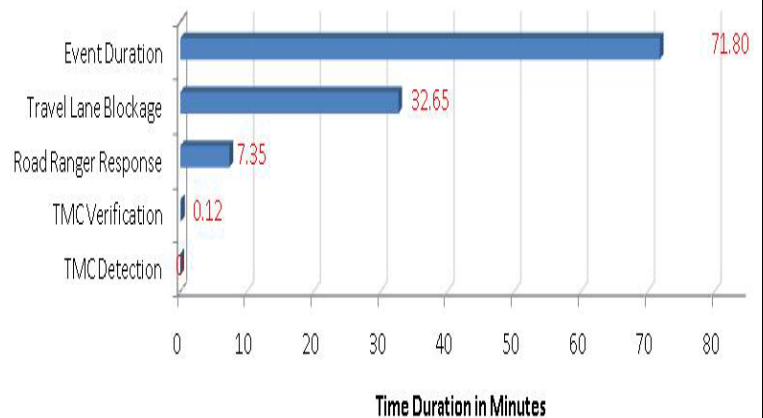
Roadway	# of DMS	# of Events	# of Messages	Availability
I-95 Mainline	10	390	679	80.11%
95 Express	2	46	62	100%
I-95 Arterial	8	412	699	91.38%
Golden Glades	5	45	70	56.03%
SR-826	6	122	223	97%
I-75	3	71	119	100.00%
I-195	3	126	180	96.51%
I-195 Arterial	3	32	38	86.69%
I-395	1	101	161	97.75%
US 1 Miami-Dade Co	5	59	110	20.00%
US 1 S/ of Florida City	11	63	131	99.51%
Total	57	1,467	2,472	83.74%

Note: DMS 4, 8, 9, and 10 are non-operational, awaiting for capital improvements and not included in the availability calculation.

TMC Operations and Maintenance:

TMC Operations (Travel Lane Blocking Events Only)

Performance Measure	February	Target
DMS Efficiency	100%	>95%
TMC Operator Error Rate	0.30%	<0.69%
Road Ranger Dispatching Average	0.88 min	<2.00 min
Event Confirmation Average	0.12 min	<2.00 min
Time to Post DMS Average	3.58 min	<5.00 min
Agency Notification Average	1.57 min	<7.00 min



Note: Time Durations include FDOT D6 Managed Events Only and excludes roadwork and special events. Road Ranger Response excludes Road Ranger detected events.

ITS Systems Availability (FDOT Non-Operational)

Subsystem	February	Target
TMC Systems (critical)	99.99%	>99.90%
Video Wall	100.00%	N/A
SunGuide SM Software	99.65%	N/A
CCTV	98.71%	N/A
DMS	83.74%	N/A
Detectors	93.96%	N/A
TMC Systems (non-critical)	98.54%	N/A