



FDOT DISTRICT SIX – SUNGUIDE TMC

JANUARY 2009

ITS Operations Summary Report



Milestones:

- Preparation for Ramp Signals turn-on included public outreach, FHP training, agency coordination, and miscellaneous retesting.
- Completed Lessons Learned Workshop and draft ITS Strategic Plan.
- Completed Road Ranger Program Evaluation.

Event Summary:

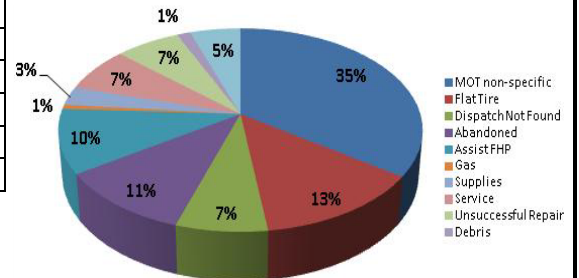
Statistics	January 2009	FY 07/08 Avg.*
Total Number of Events	2,427	4,067**
Total Number of Lane Blockage Events	373	437
Average Lane Blockage Duration***	34.53 min	36.2 min
Total Number of Road Ranger Responses	3,215	5,822
Total Number of Road Ranger Activities	4,822	8,082

*For Roadways managed by FDOT D6 TMC in Miami-Dade County

**Number of events with Road Ranger Responses

***Excludes roadwork related events and special events

Road Ranger Activities by Type

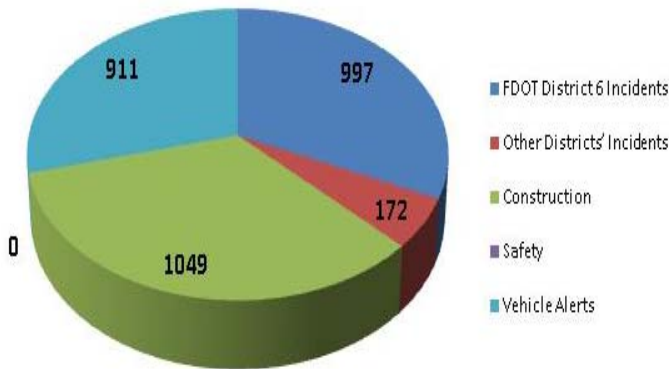


Traveler Information:

The total number of 511 Calls for January 2009 was not available due to Logic Tree failures.

DMS Message by Type

(Total DMS Messages = 3,129)



Roadway	# of DMS	# of Events	# of Messages	Availability
I-95 Mainline	10	442	943	96.42%
95 Express	2	32	79	100%
I-95 Arterial	8	370	665	97.52%
Golden Glades	5	43	87	50.00%
SR-826	6	157	298	98%
I-75	3	83	162	99.79%
I-195	3	117	240	99.41%
I-195 Arterial	3	83	186	96.33%
I-395	1	79	146	99.90%
US 1 Miami-Dade Co	5	41	97	33.92%
US 1 S/ of Florida City	11	79	226	88.12%
Total	57	1,526	3,129	87.41%

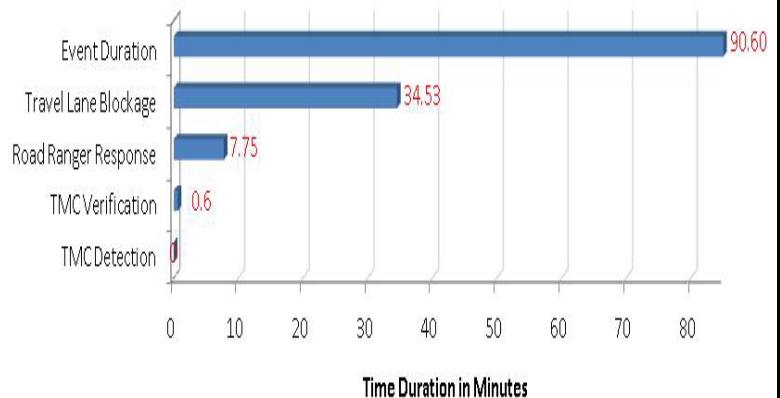
Note: DMS 4, 8, 9, and 10 are non-operational, awaiting for capital improvements and not included in the availability calculation.

TMC Operations and Maintenance:

TMC Operations (Travel Lane Blocking Events Only)

Performance Measure	January	Target
DMS Efficiency	100%	>95%
TMC Operator Error Rate	0.27%	<0.69%
Road Ranger Dispatching Average	0.35 min	<2.00 min
Event Confirmation Average	0.28 min	<2.00 min
Time to Post DMS Average*	4.65 min	<5.00 min
Agency Notification Average	1.48 min	<7.00 min

*SunGuideSM Software has significantly impacted this measure.



Note: Time Durations include FDOT D6 Managed Events Only and excludes roadwork and special events. Road Ranger Response excludes Road Ranger detected events.

ITS Systems Availability (FDOT Non-Operational)

Subsystem	January	Target
TMC Systems (critical)	99.98%	>99.90%
Video Wall	100.00%	N/A
SunGuide SM Software	98.29%	N/A
CCTV	97.78%	N/A
DMS	87.41%	N/A
Detectors	92.88%	N/A
TMC Systems (non-critical)	99.44%	N/A