



# FDOT DISTRICT SIX – SUNGUIDE TMC

DECEMBER 2008

## ITS Operations Summary Report



### Milestones:

- Successfully started Tolling on 95 Express Lanes.
- Implemented 95 Express Lanes Incident Management Plan.
- Upgraded SunGuide Software to Release 4.1.1.
- Developed various performance reports in Express Lane Watcher Software.

### Event Summary:

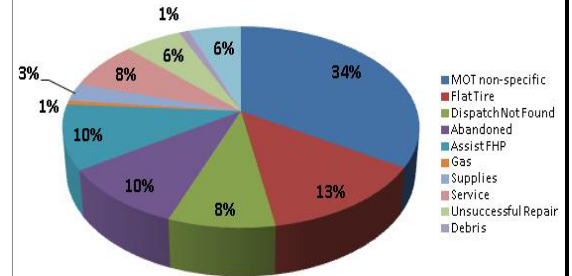
Statistics	December 2008	FY 07/08 Avg.*
Total Number of Events	2,498	4,067**
Total Number of Lane Blockage Events	383	437
Average Lane Blockage Duration***	31.07 min	36.2 min
Total Number of Road Ranger Responses	3,423	5,822
Total Number of Road Ranger Activities	4,968	8,082

\*For Roadways managed by FDOT D6 TMC in Miami-Dade County

\*\*Number of events with Road Ranger Responses

\*\*\*Excludes roadwork related events and special events

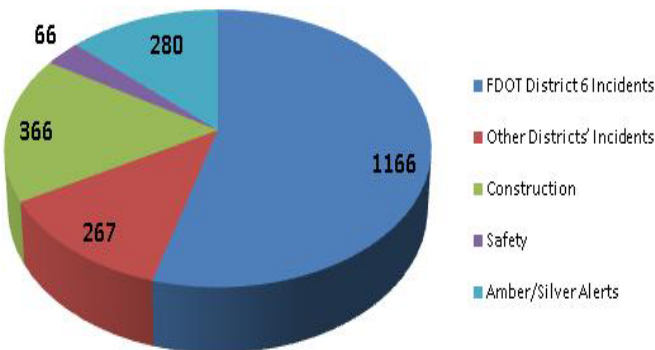
### Road Ranger Activities by Type



### Traveler Information:

The total number of 511 Calls for December 2008 was **119,540** compared to a monthly average of 177,355 for FY 07/08.

#### DMS Message by Type (Total DMS Messages = 2,145)



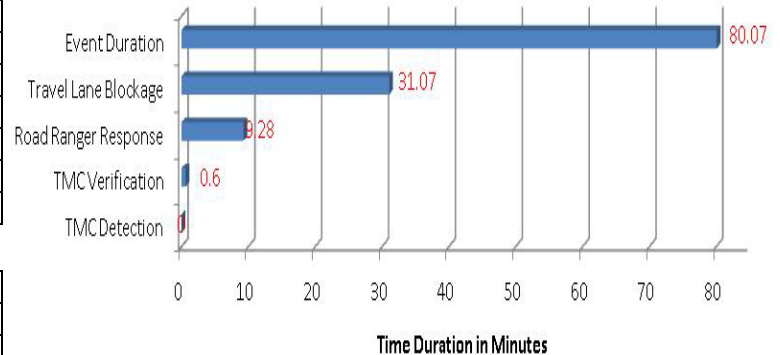
Roadway	# of DMS	# of Events	# of Messages	Availability
I-95 Mainline	10	433	553	99.34%
95 Express	2	51	72	100%
I-95 Arterial	8	367	501	99.94%
Golden Glades	5	49	74	47.89%
SR-826	6	186	267	99%
I-75	3	111	147	100.00%
I-195	3	118	171	100.00%
I-195 Arterial	3	71	129	72.80%
I-395	1	78	93	99.84%
US 1 Miami-Dade Co	5	61	64	60.82%
US 1 S/ of Florida City	11	71	74	86.15%
<b>Total</b>	<b>57</b>	<b>1,596</b>	<b>2,145</b>	<b>89.33%</b>

Note: DMS 4, 8, 9, and 10 are non-operational, awaiting for capital improvements and not included in the availability calculation.

### TMC Operations and Maintenance:

#### TMC Operations (Travel Lane Blocking Events Only)

Performance Measure	December	Target
DMS Efficiency	100%	>95%
TMC Operator Error Rate	0.37%	<0.69%
Road Ranger Dispatching Average	0.93 min	<2.00 min
Event Confirmation Average	0.60 min	<2.00 min
Time to Post DMS Average	4.13 min	<5.00 min
Agency Notification Average	1.58 min	<7.00 min



Note: Time Durations include FDOT D6 Managed Events Only and excludes roadwork and special events. Road Ranger Response excludes Road Ranger detected events.

#### ITS Systems Availability (FDOT Non-Operational)

Subsystem	December	Target
TMC Systems (critical)	99.97%	>99.90%
Video Wall	100.00%	N/A
SunGuide <sup>SM</sup> Software	98.29%	N/A
CCTV	98.24%	N/A
DMS	89.33%	N/A
Detectors	94.37%	N/A
TMC Systems (non-critical)	97.86%	N/A