



# FDOT DISTRICT SIX – SUNGUIDE TMC

NOVEMBER 2008

## ITS Operations Summary Report



### Milestones:

- Completed Road Ranger Contract transition to ensure adequate levels of service along I-95 Express Corridor.
- Conducted agency outreach, along with the start up of IRV and Flat Bed services for I-95 Express.
- Completed field testing of Ramp Signals along I-95 northbound.
- Finalized toll rate manual.

### Event Summary:

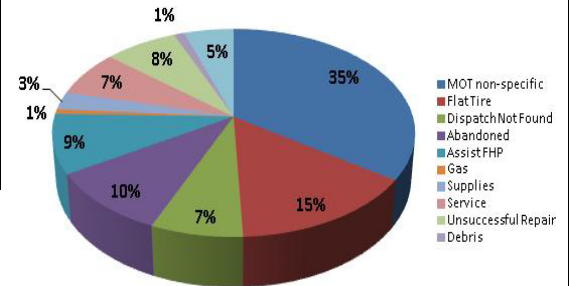
Statistics	November 2008	FY 07/08 Avg.*
Total Number of Events	2,533	4,067**
Total Number of Lane Blockage Events	432	437
Average Lane Blockage Duration***	32.7 min	36.2 min
Total Number of Road Ranger Responses	3,413	5,822
Total Number of Road Ranger Activities	4,898	8,082

\*For Roadways managed by FDOT D6 TMC in Miami-Dade County

\*\*Number of events with Road Ranger Responses

\*\*\*Excludes roadwork related events and special events

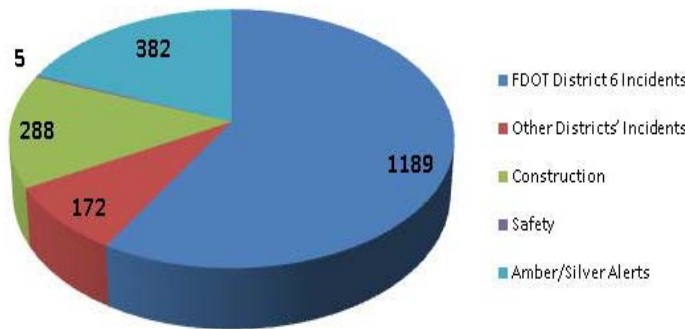
### Road Ranger Activities by Type



### Traveler Information:

The total number of 511 Calls for November 2008 was **121,450** compared to a monthly average of 177,355 for FY 07/08.

### DMS Message by Type (Total DMS Messages = 2,036)



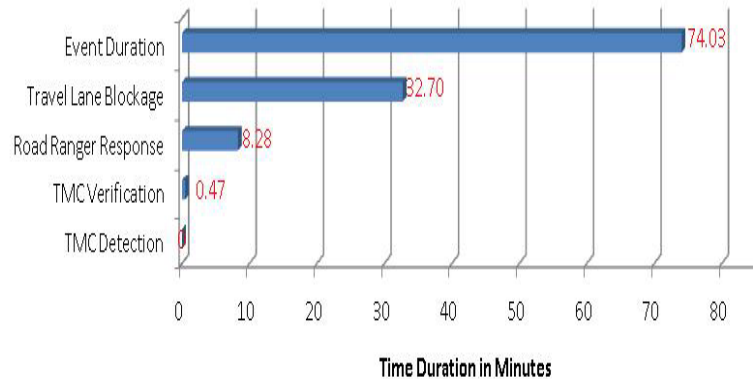
Roadway	# of DMS	# of Events	# of Messages	Availability
I-95 Mainline	10	485	562	84.56%
95 Express	2	112	123	100%
I-95 Arterial	8	333	391	88.23%
Golden Glades	5	39	46	50.00%
SR-826	6	173	212	98%
I-75	3	105	132	70.00%
I-195	3	138	156	93.74%
I-195 Arterial	3	58	68	66.67%
I-395	1	113	127	93.51%
US 1 Miami-Dade Co	5	88	101	85.42%
US 1 S/ of Florida City	11	98	118	95.28%
<b>Total</b>	<b>57</b>	<b>1,742</b>	<b>2,036</b>	<b>86.34%</b>

Note: DMS 4, 8, 9, and 10 are non-operational, awaiting for capital improvements and not included in the availability calculation.

### TMC Operations and Maintenance:

#### TMC Operations (Travel Lane Blocking Events Only)

Performance Measure	November	Target
DMS Efficiency	100%	>95%
TMC Operator Error Rate	0.30%	<0.69%
Road Ranger Dispatching Average	0.83 min	<2.00 min
Event Confirmation Average	0.47 min	<2.00 min
Time to Post DMS Average	3.67 min	<5.00 min
Agency Notification Average	1.72 min	<7.00 min



Note: Time Durations include FDOT D6 Managed Events Only and excludes roadwork and special events. Road Ranger Response excludes Road Ranger detected events.

#### ITS Systems Availability (FDOT Non-Operational)

Subsystem	November	Target
TMC Systems (critical)	99.95%	>99.90%
Video Wall	100.00%	N/A
SunGuide <sup>SM</sup> Software	99.67%	N/A
CCTV	97.45%	N/A
DMS	86.34%	N/A
Detectors	95.10%	N/A
TMC Systems (non-critical)	99.23%	N/A