



FDOT DISTRICT SIX – SUNGUIDE TMC

SEPTEMBER 2008

ITS Operations Summary Report



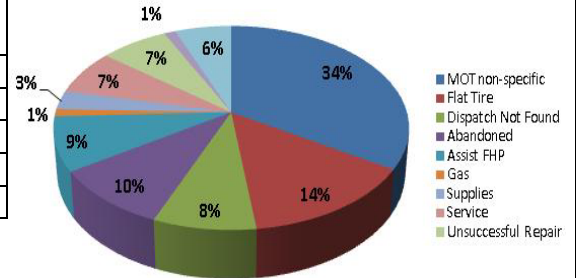
Milestones:

- Provided US 1 (in Monroe County) camera feeds to State EOC for monitoring traffic conditions during hurricane Ike evacuations.
- Improved coordination between TMC and local/regional partners for hurricane evacuations and I-95 Express Lanes operation.
- Finalized TMC test procedures for I-95 Express Lanes Operational Acceptance Testing period (Phase 1A).
- Finalized Operational Plan for newly deployed US 1 devices in Miami-Dade County.

Event Summary:

Statistics	September 2008	FY 07/08 Avg.*
Total Number of Events	3,083	4,067**
Total Number of Lane Blockage Events	413	437
Average Lane Blockage Duration***	31.8 min	36.2 min
Total Number of Road Ranger Responses	4,337	5,822
Total Number of Road Ranger Activities	6,234	8,082

Road Ranger Activities by Type

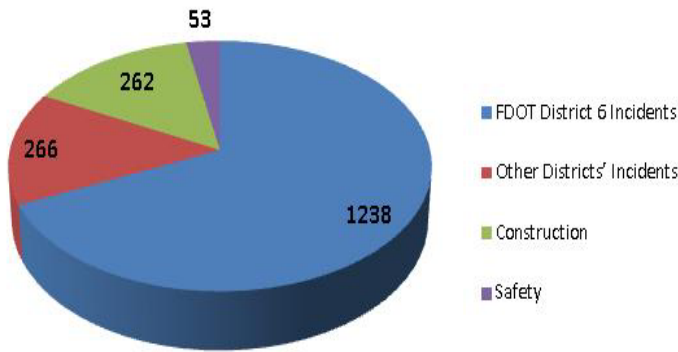


*For Roadways managed by FDOT D6 TMC in Miami-Dade County
 **Number of events with Road Ranger Responses
 ***Excludes roadwork related events and special events

Traveler Information:

The total number of 511 Calls for September 2008 was **119,981** compared to a monthly average of 177,355 for FY 07/08.

DMS Message by Type (Total DMS Messages = 1,819)



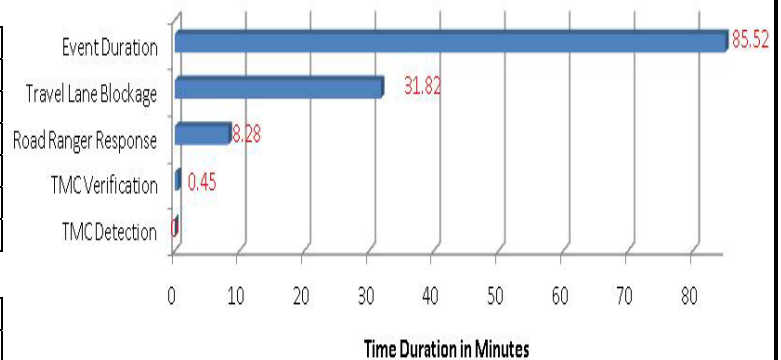
Roadway	# of DMS	# of Events	# of Messages	Availability
I-95 Mainline	10	426	558	89.48%
I-95 Arterial	8	324	430	86.11%
Golden Glades	5	72	99	88.06%
SR-826	6	124	156	94.00%
I-75	3	40	51	58.91%
I-195	3	138	182	82.38%
I-195 Arterial	3	47	88	60.80%
I-395	1	109	135	83.45%
US 1 Miami-Dade Co	5	39	53	94.37%
US 1 S/ of Florida City	11	38	67	83.01%
Total	55	1,357	1,819	84.44%

Note: DMS 4, 8, 9, and 10 are non-operational, awaiting for capital improvements and not included in the availability calculation.

TMC Operations and Maintenance:

TMC Operations (Travel Lane Blocking Events Only)

Performance Measure	September	Target
DMS Efficiency	100%	>95%
TMC Operator Error Rate	0.27%	<0.69%
Road Ranger Dispatching Average	0.95 min	<2.00 min
Event Confirmation Average	0.45 min	<2.00 min
Time to Post DMS Average	3.35 min	<5.00 min
Agency Notification Average	1.63 min	<7.00 min



Note: Time Durations include FDOT D6 Managed Events Only and excludes roadwork and special events. Road Ranger Response excludes Road Ranger detected events.

ITS Systems Availability (FDOT Non-Operational)

Subsystem	September	Target
TMC Systems (critical)	99.99%	>99.90%
Video Wall	100.00%	N/A
SunGuide SM Software	98.72%	N/A
CCTV	91.68%	N/A
DMS	84.44%	N/A
Detectors	88.84%	N/A
TMC Systems (non-critical)	99.29%	N/A