



Milestones:

- Completed draft 95 Express Lanes Operational Policies and Final 95 Express Lanes Incident Management Plan.
- Began 24/5 IT Support in preparation of 95 Express Lane Operations.
- Completed Operational Testing for US 1 ATMS Design Build FI# 414754-1-5201.
- Testing of Travel Times was completed and implementation began on August 7th for SR 826, I-75, and I-195

Event Summary:

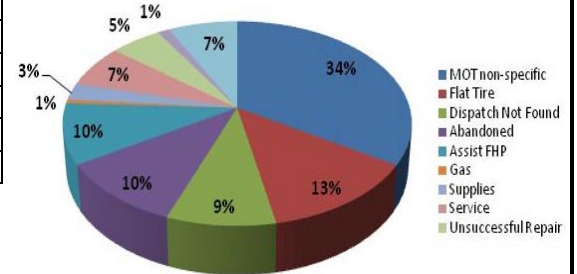
Statistics	August 2008	FY 07/08 Avg.*
Total Number of Events	3,375	4,067**
Total Number of Lane Blockage Events	453	437
Average Lane Blockage Duration***	32.3 min	36.2 min
Total Number of Road Ranger Responses	4,737	5,822
Total Number of Road Ranger Activities	6,665	8,082

*For Roadways managed by FDOT D6 TMC in Miami-Dade County

**Number of events with Road Ranger Responses

***Excludes roadwork related events and special events

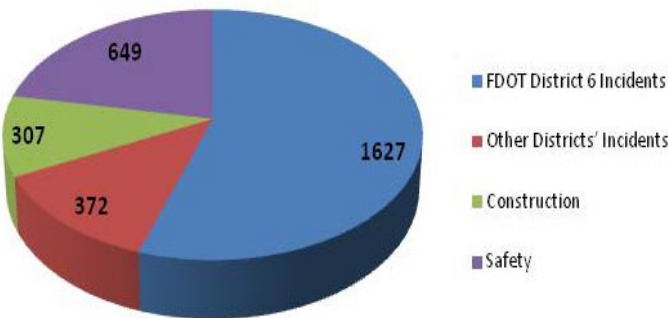
Road Ranger Activities by Type



Traveler Information:

The total number of 511 Calls for August 2008 was **141,057** compared to a monthly average of 177,355 for FY 07/08.

DMS Message by Type
(Total DMS Messages = 2,955)



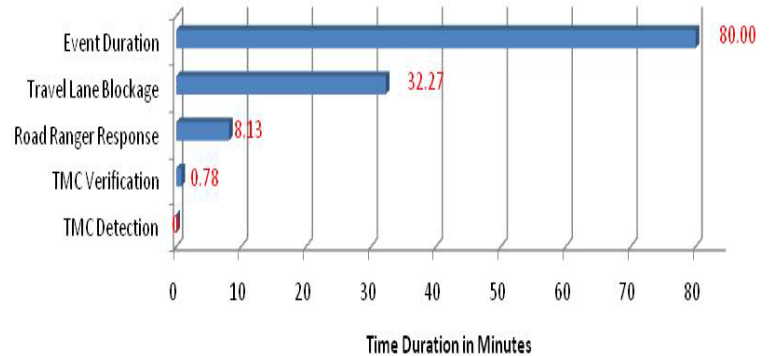
Roadway	# of DMS	# of Events	# of Messages	Availability
I-95 Mainline	10	572	866	98.67%
I-95 Arterial	8	465	633	99.42%
Golden Glades	5	76	99	88.06%
SR-826	6	141	262	100%
I-75	3	42	68	35.64%
I-195	3	184	284	99.60%
I-195 Arterial	3	128	227	83.23%
I-395	1	144	204	100.00%
US 1 Miami-Dade Co	5	35	126	100.00%
US 1 S/ of Florida City	11	38	186	94.59%
Total	55	1825	2955	93.22%

Note: DMS 4, 8, 9, and 10 are non-operational, awaiting for capital improvements and not included in the availability calculation.

TMC Operations and Maintenance:

TMC Operations (Travel Lane Blocking Events Only)

Performance Measure	August	Target
DMS Efficiency	100%	>95%
TMC Operator Error Rate	0.20%	<0.69%
Road Ranger Dispatching Average	0.90 min	<2.00 min
Event Confirmation Average	0.78 min	<2.00 min
Time to Post DMS Average	3.35 min	<5.00 min
Agency Notification Average	1.63 min	<7.00 min



Note: Time Durations include FDOT D6 Managed Events Only and excludes roadwork and special events. Road Ranger Response excludes Road Ranger detected events.

ITS Systems Availability (FDOT Non-Operational)

Subsystem	August	Target
TMC Systems (critical)	99.95%	>99.90%
Video Wall	100.00%	N/A
SunGuide SM Software	98.84%	N/A
CCTV	96.86%	N/A
DMS	93.22%	N/A
Detectors	84.91%	N/A
TMC Systems (non-critical)	98.67%	N/A