



# FDOT DISTRICT SIX – SUNGUIDE TMC

JUNE 2008

## ITS Operations Summary Report



### Milestones:

- Began Posting Travel Times along I-75, I-195 and SR 826 (from I-75 to GGI)
- Established a direct connection between TMC and FIU ITS Center (video feeds)
- The FDOT D6 SunGuide TMC hosted the 2008 Freeway and Toll Operations Conference Tour

### Event Summary:

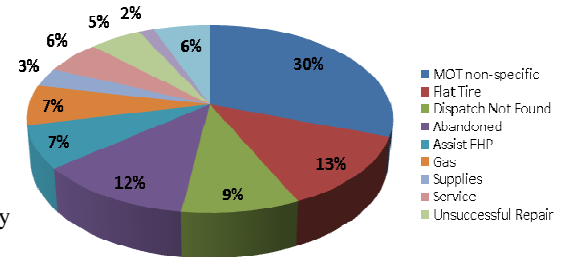
Statistics*	June 2008	FY 06/07 Avg.**
Total Number of Events	4,238	5,678
Total Number of Lane Blockage Events	446	657
Average Lane Blockage Duration***	35.3 min	37.2 min
Total Number of Road Ranger Responses	5,936	7,360
Total Number of Road Ranger Activities	8,303	8,339

\*Includes events managed by FDOT D6 TMC

\*\*Based on six-month average from Jan 07 to Jun 07 for all Roadways in Miami-Dade County

\*\*\*Excludes roadwork related events and special events

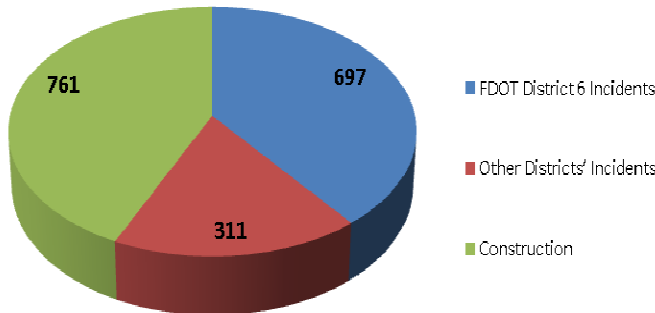
### Road Ranger Activities by Type



### Traveler Information:

The total number of 511 Calls for June 2008 was **139,818** compared to a monthly average of 184,831 for FY 06/07.

#### DMS Message by Type (Total DMS Messages = 1,769)



Note: There 0 Amber Alert and 0 Safety messages in June

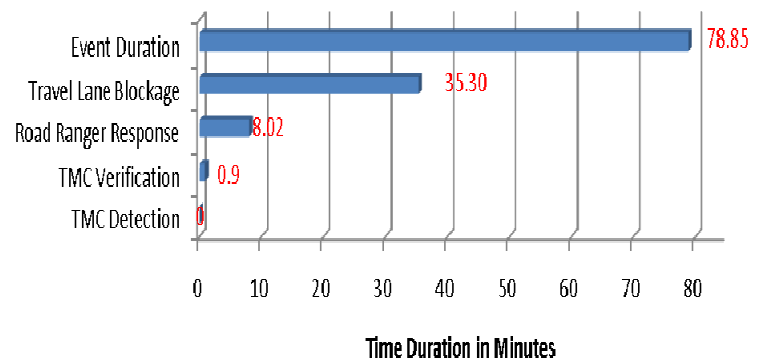
Roadway	# of DMS	# of Events	# of Messages	Availability
I-95 Mainline	10	393	514	99.81%
I-95 Arterial	8	337	440	95.31%
Golden Glades	5	66	89	100.00%
SR-826	6	102	136	100.00%
I-75	3	69	100	94.00%
I-195	3	107	147	100.00%
I-195 Arterial	3	76	103	100.00%
I-395	1	78	107	100.00%
US 1 Miami-Dade Co	1	21	30	84.98%
US 1 S/ of Florida City	11	12	13	67.06%
<b>Total</b>	<b>51</b>	<b>1,261</b>	<b>1,679</b>	<b>90.75%</b>

Note: DMS 4, 8, 9, and 10 are non-operational, awaiting for capital improvements and not included in the availability calculation.

### TMC Operations and Maintenance:

#### TMC Operations (Travel Lane Blocking Events Only)

Performance Measure	June	Target
DMS Efficiency	100%	>95%
TMC Operator Error Rate	0.20%	<0.69%
Road Ranger Dispatching Average	1.08 min	<2.00 min
Event Confirmation Average	0.90 min	<2.00 min
Time to Post DMS Average	3.73 min	<5.00 min
Agency Notification Average	2.30 min	<7.00 min



Note: Time Durations include FDOT D6 Managed Events Only and excludes roadwork and special events. Road Ranger Response excludes Road Ranger detected events.

#### ITS Systems Availability (FDOT Non-Operational)

Subsystem	June	Target
TMC Systems	99.98%	>99.90%
Video Wall	99.64%	N/A
SunGuide <sup>SM</sup> Software	99.00%	N/A
CCTV	97.86%	N/A
DMS	90.75%	N/A
Detectors	89.20%	N/A
Workstations	99.26%	N/A