



# FDOT DISTRICT SIX – SUNGUIDE TMC

MAY 2008

## ITS Operations Summary Report



### Milestones:

- Began testing Travel Times posted to DMS.
- Implemented SunGuide<sup>SM</sup> 3.1 (Express Lanes).
- NAP of the Americas Phase I completed, which will allow agencies (i.e., County) at the NAP of the Americas to easily access TMC video.

### Event Summary:

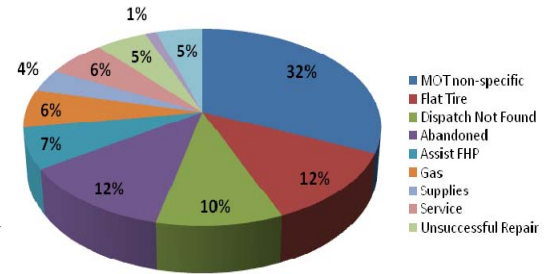
Statistics*	May 2008	FY 06/07 Avg.**
Total Number of Events	4,612	5,678
Total Number of Lane Blockage Events	447	657
Average Lane Blockage Duration***	41.8 min	37.2 min
Total Number of Road Ranger Responses	6,277	7,360
Total Number of Road Ranger Activities	8,968	8,339

\*Includes events managed by FDOT D6 TMC

\*\*Based on six-month average from Jan 07 to Jun 07 for all Roadways in Miami-Dade County

\*\*\*Excludes roadwork related events

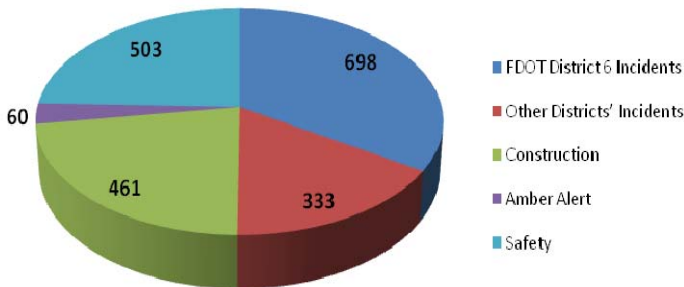
### Road Ranger Activities by Type



### Traveler Information:

The total number of 511 Calls for May 2008 was **182,728** compared to a monthly average of 184,831 for FY 06/07.

### DMS Message by Type (Total DMS Messages = 2,055)



Note: There 60 Amber Alert messages in May

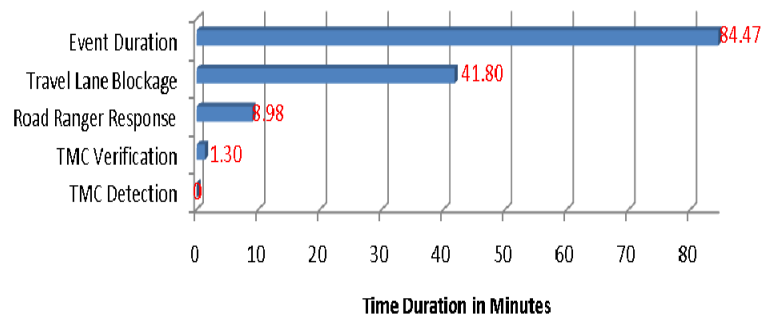
Roadway	# of DMS	# of Events	# of Messages	Availability
I-95 Mainline	10	446	676	95.96%
I-95 Arterial	8	304	458	73.59%
Golden Glades	5	75	111	70.36%
SR-826	6	117	207	100.00%
I-75	3	72	126	100.00%
I-195	3	98	156	99.56%
I-195 Arterial	3	45	78	100.00%
I-395	1	78	107	99.64%
US 1 Miami-Dade Co	1	0	0	0.00%
US 1 S/ of Florida City	11	40	136	96.70%
<b>Total</b>	<b>51</b>	<b>1,275</b>	<b>2,055</b>	<b>90.45%</b>

Note: DMS 4, 8, 9, and 10 are non-operational, awaiting for capital improvements and not included in the availability calculation.

### TMC Operations and Maintenance:

#### TMC Operations (Travel Lane Blocking Events Only)

Performance Measure	May	Target
DMS Efficiency	99%	>95%
TMC Operator Error Rate	0.31%	<0.69%
Road Ranger Dispatching Average	0.75 min	<2.00 min
Event Confirmation Average	1.33 min	<2.00 min
Time to Post DMS Average	2.25 min	<5.00 min
Agency Notification Average	1.35 min	<7.00 min



Note: Time Durations include FDOT D6 Managed Events Only and exclude roadwork related events.

#### ITS Systems Availability (FDOT Non-Operational)

Subsystem	May	Target
TMC Systems	99.96%	>99.90%
Video Wall	100%	N/A
SunGuide <sup>SM</sup> Software	99.69%	N/A
CCTV	92.45%	N/A
DMS	80.63%	N/A
Detectors	98.06%	N/A
Workstations	100%	N/A