



Milestones:

- SunGuideSM 3.0 reports validation methodology was developed and coordinated with FDOT Central Office.
- MDX TMC Operations completed installation of MDX networks and SunGuideSM Software. This will lay the ground work for testing center-to-center communications.
- Began 30-day burn-in period of Ramp Metering System.

Event Summary:

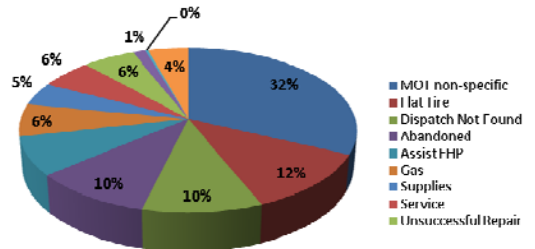
Statistics*	April 2008	FY 06/07 Avg.**
Total Number of Events	4,354	5,678
Total Number of Lane Blockage Events	419	657
Average Lane Blockage Duration***	41.8 min	37.2 min
Total Number of Road Ranger Responses	6,107	7,360
Total Number of Road Ranger Activities	8,698	8,339

*Includes events managed by FDOT D6 TMC

**Based on six-month average from Jan 07 to Jun 07 for all Roadways in Miami-Dade County

***Excludes roadwork related events

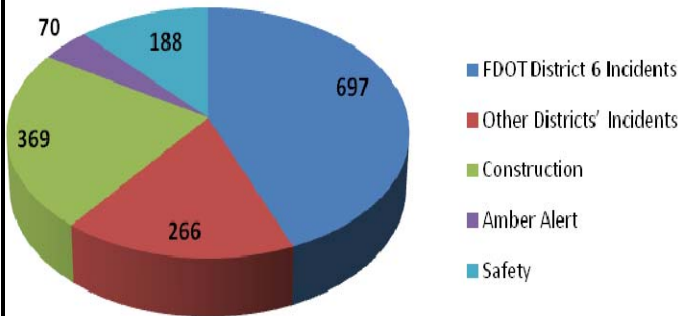
Road Ranger Activities by Type



Traveler Information:

The total number of 511 Calls for April 2008 was **171,407** compared to a monthly average of 184,831 for FY 06/07.

DMS Message by Type
(Total DMS Messages = 1,590)



Note: There 70 Amber Alert messages in April

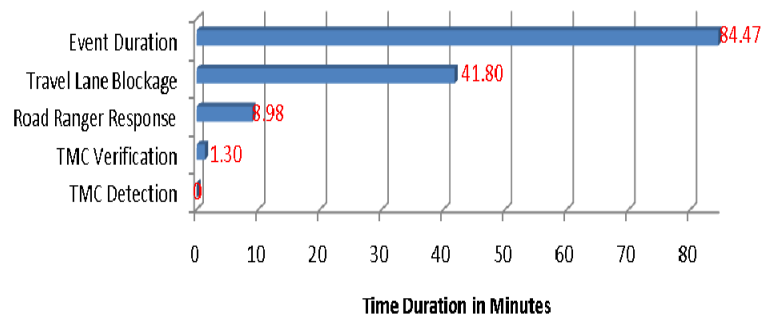
Roadway	# of DMS	# of Events	# of Messages	Availability
I-95 Mainline	10	332	432	78.65%
I-95 Arterial	8	297	352	59.65%
Golden Glades	5	75	97	88.09%
SR-826	6	118	161	99.02%
I-75	3	70	97	98.68%
I-195	3	120	144	97.48%
I-195 Arterial	3	63	76	52.76%
I-395	1	76	90	96.39%
US 1 Miami-Dade Co	1	0	0	0.00%
US 1 S/ of Florida City	11	100	141	91.94%
Total	51	1,251	1,590	80.63%

Note: DMS 4, 8, 9, and 10 are non-operational, awaiting for capital improvements and not included in the availability calculation.

TMC Operations and Maintenance:

TMC Operations (Travel Lane Blocking Events Only)

Performance Measure	April	Target
DMS Efficiency	100%	>95%
TMC Operator Error Rate	0.21%	<0.69%
Road Ranger Dispatching Average	0.75 min	<2.00 min
Event Confirmation Average	1.33 min	<2.00 min
Time to Post DMS Average	2.25 min	<5.00 min
Agency Notification Average	1.35 min	<7.00 min



Note: Time Durations include FDOT D6 Managed Events Only and exclude roadwork related events.

ITS Systems Availability (FDOT Non-Operational)

Subsystem	April	Target
TMC Systems	99.99%	>99.90%
Video Wall	100%	N/A
SunGuide SM Software	99.69%	N/A
CCTV	92.45%	N/A
DMS	80.63%	N/A
Detectors	98.06%	N/A
Workstations	100%	N/A