



FDOT DISTRICT SIX – SUNGUIDE TMC

MARCH 2008

ITS Operations Summary Report



Milestones:

- Implemented SunGuideSM 3.0. This implementation resulted in 4 days of loss data (3-1-08 to 3-4-08). Also, concerns with data integrity were identified and a validation methodology will be developed in April and tested in May.
- Field trip to Washington DOT TMC to observe ramp signaling operations.
- Conducted ramp signaling system and operational train-the-trainer workshop

Event Summary:

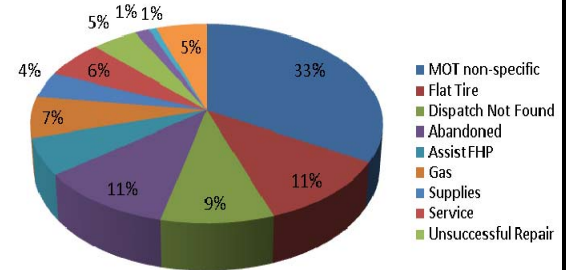
Statistics*	March 2008	FY 06/07 Avg.**
Total Number of Events	6,050	5,678
Total Number of Lane Blockage Events	601	657
Average Lane Blockage Duration***	42.7 min	37.2 min
Total Number of Road Ranger Responses	8,344	7,360
Total Number of Road Ranger Activities	11,659	8,339

*Includes all events for Miami-Dade and Monroe Counties

**Based on six-month average from Jan 07 to Jun 07

***Excludes roadwork related events

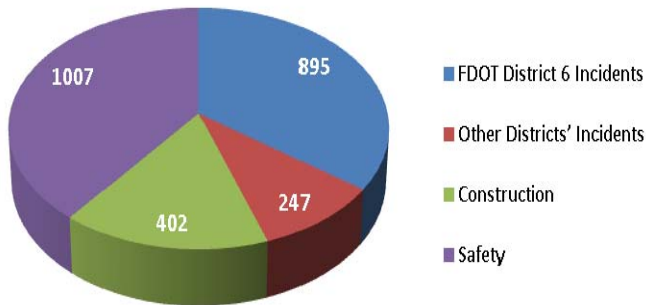
Road Ranger Activities by Type



Traveler Information:

The total number of 511 Calls for March 2008 was **213,776** compared to a monthly average of 184,831 for FY 06/07.

DMS Message by Type (Total DMS Messages = 2,551)



Note: There 0 Amber Alert messages in March

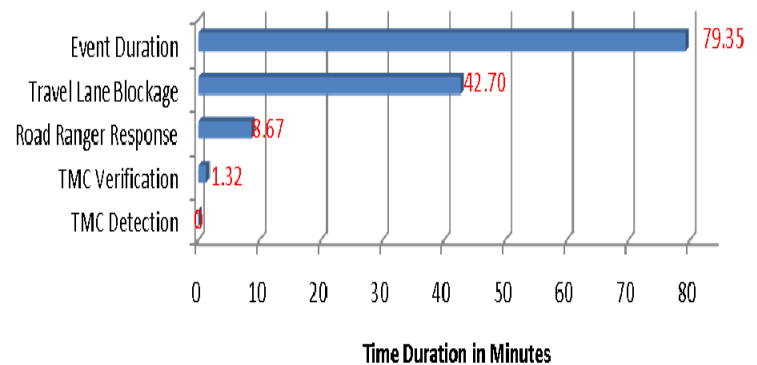
Roadway	# of DMS	# of Events	# of Messages	Availability
I-95 Mainline	10	479	630	80.65%
I-95 Arterial	8	474	583	85.95%
Golden Glades	5	144	170	94.52%
SR-826	6	204	258	100.00%
I-75	3	122	160	100.00%
I-195	3	146	194	96.01%
I-195 Arterial	3	135	168	100.00%
I-395	1	102	137	93.92%
US 1 Miami-Dade Co	1	0	0	0.00%
US 1 S/ of Florida City	11	200	251	98.01%
Total	51	2,006	2,551	90.28%

Note: DMS 4, 8, 9, and 10 are non-operational, awaiting for capital improvements

TMC Operations and Maintenance:

TMC Operations (Travel Lane Blocking Events Only)

Performance Measure	March	Target
DMS Efficiency	100%	>95%
TMC Operator Error Rate	0.21%	<0.69%
Road Ranger Dispatching Average	1.05 min	<2.00 min
Event Confirmation Average	1.32 min	<2.00 min
Time to Post DMS Average	2.27 min	<5.00 min
Agency Notification Average	2.47 min	<7.00 min



Note: Time Durations include FDOT D6 Managed Events Only and exclude roadwork related events.

ITS Systems Availability (FDOT Non-Operational)

Subsystem	March	Target
TMC Systems	99.99%	>99.90%
Video Wall	100%	N/A
SunGuide SM Software	81.59%	N/A
CCTV	93.21%	N/A
DMS	90.28%	N/A
Detectors	98.06%	N/A
Workstations	100%	N/A