



**Milestones:**

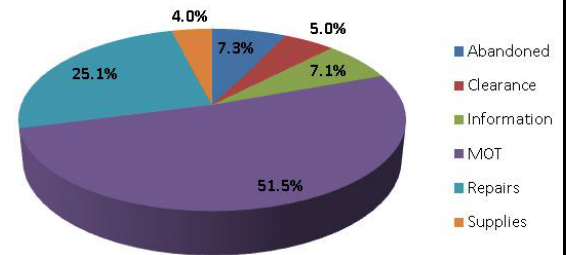
- Conducted incident management coordination meeting with Miami-Dade County Fire Rescue, FDOT Asset Maintenance Contractor and RISC Vendors.
- Road Ranger Service Patrol Contract advertised on 9/3/09.
- Launched updated SunGuide.org website (district-wide) and upgraded SunGuide Software to version 4.2.2.

**Event Summary**

Statistics	September 2009	FY 08/09 Avg.
Total Number of Events	3,138	2,974
Total Number of Lane Blockage Events	580	459
Average Lane Blockage Duration*	00:27:28	00:32:12
Total Number of Road Ranger Responses	3,628	4,043
Total Number of Road Ranger Activities	6,293	6,009

\*Includes roadways with Road Ranger coverage and excludes roadwork related events and special events

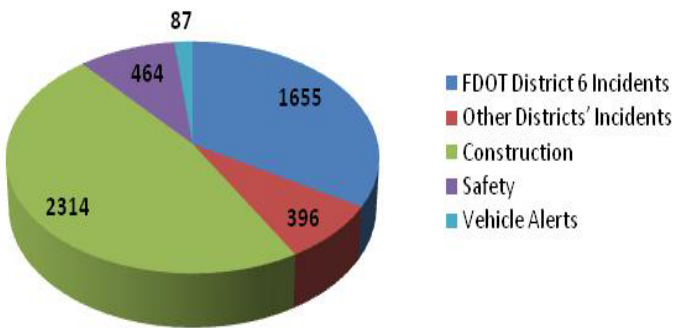
**Road Ranger Activities by Type**



**Traveler Information:**

There were 119,534 calls from Southeast Florida area codes to the Statewide 511 system for the month of September 2009.

**DMS Message by Type**  
(Total DMS Messages = 4,916)



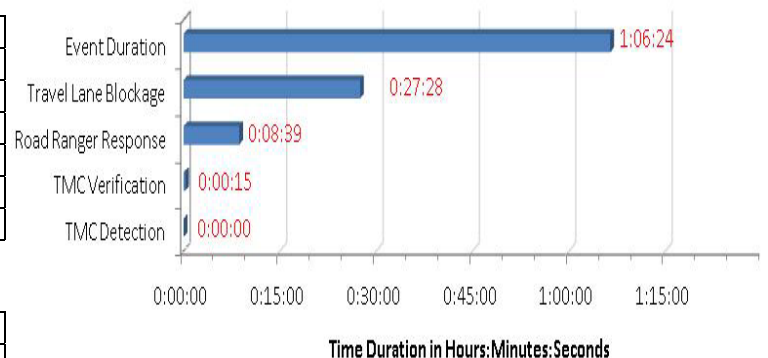
Roadway	# of DMS	# of Activations	# of Messages	Availability
I-95 Mainline	10	605	1,225	92.56%
95 Express	2	68	99	69.47%
I-95 Arterial	8	717	1,215	96.36%
Golden Glades	5	206	466	97.57%
SR-826	6	252	500	99.45%
I-75	3	142	217	99.96%
I-195	3	112	219	66.18%
I-195 Arterial	3	153	457	99.87%
I-395	1	78	151	91.29%
US 1 Miami-Dade Co	5	114	169	100.00%
US 1 S/ of Florida City	11	151	198	94.77%
<b>Total</b>	<b>57</b>	<b>2,598</b>	<b>4,916</b>	<b>94.52%</b>

Note: DMS 4, 8, 9, and 10 are non-operational, awaiting for capital improvements and not included in the availability calculation.

**TMC Operations and Maintenance:**

**TMC Operations (Travel Lane Blocking Events Only)**

Performance Measure	September	Target
DMS Efficiency	99.6%	>95%
TMC Operator Error Rate	0.37%	<0.69%
Road Ranger Dispatching Average	00:01:35	<00:02:00
Event Confirmation Average	00:00:30	<00:02:00
Time to Post DMS Average	00:03:27	<00:05:00
Agency Notification Average	00:01:18	<00:07:00



Note: Time Durations include FDOT D6 Managed Events Only and excludes roadwork and special events. Road Ranger Response excludes Road Ranger detected events.

**ITS Systems Availability (FDOT Non-Operational)**

Subsystem	September	Target
TMC Systems (critical)	99.99%	>99.90%
Video Wall	100.00%	N/A
SunGuide <sup>SM</sup> Software	97.63%	N/A
CCTV	98.65%	N/A
DMS	94.52%	N/A
Detectors	97.86%	N/A
TMC Systems (non-critical)	99.98%	N/A