



FDOT DISTRICT SIX – SUNGUIDE TMC

FEBRUARY 2008

ITS Operations Summary Report



Milestones:

- Initial attempt to upgrade from SunGuideSM 2.2 to SunGuideSM 3.0
- Developed SunGuideSM Transition Policy based on lessons learned from initial attempt to upgrade software
- Transitioned www.sunguide.org website to be hosted at TMC

Event Summary:

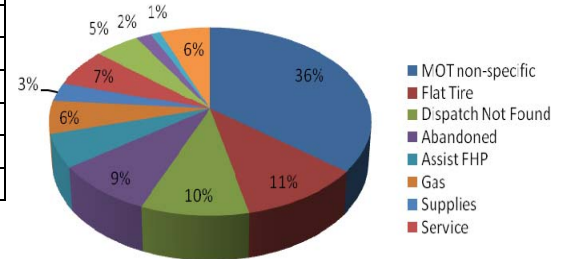
Statistics*	February 2008	FY 06/07 Avg.**
Total Number of Events	6,117	5,678
Total Number of Lane Blockage Events	681	657
Average Lane Blockage Duration***	35.4 min	37.2 min
Total Number of Road Ranger Responses	8,080	7,360
Total Number of Road Ranger Activities	12,315	8,339
Road Ranger Benefits	\$4,226,998.81	\$1,514,695

*Includes all events for Miami-Dade and Monroe Counties

**Based on six-month average from Jan 07 to Jun 07

***Excludes roadwork related events

Road Ranger Activities by Type

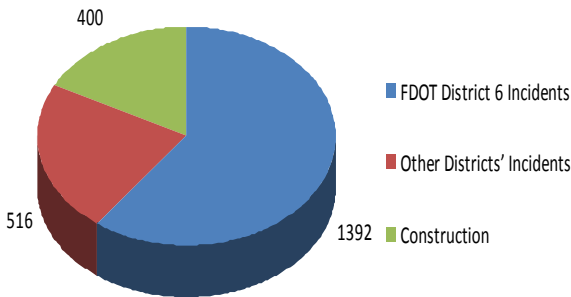


Traveler Information:

The total number of 511 Calls for February 2008 was **198,374** compared to a monthly average of 184,831 for FY 06/07.

DMS Message by Type

(Total DMS Messages = 2,308)



Note: There 0 safety and amber alert messages in February

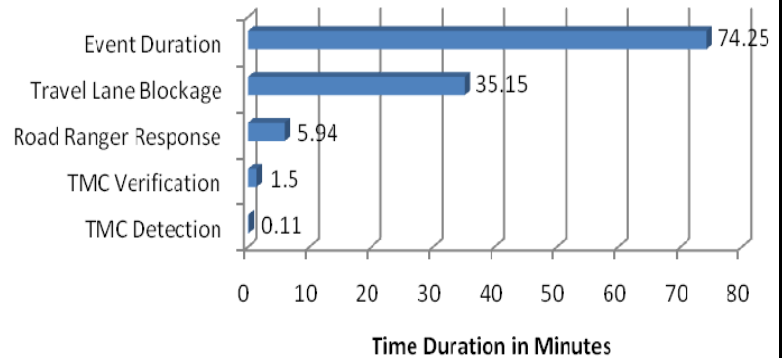
Roadway	# of DMS	# of Messages	# of Events	Availability
I-95 Mainline	10	584	449	77.35%
Golden Glades	5	168	131	99.67%
I-95 Arterial	8	541	407	87.14%
SR-826	6	273	195	100.00%
I-75	3	176	126	100.00%
I-195	6	393	297	99.90%
I-395	1	149	116	99.96%
US 1 Miami-Dade Co	1	0	0	0%
US 1 S/ of Florida City	11	24	18	91.57%
Total	51	2308	1739	88.86%

Note: DMS 4, 8, 9, and 10 are non-operational, awaiting for capital improvements

TMC Operations and Maintenance:

TMC Operations (Travel Lane Blocking Events Only)

Performance Measure	February	Target
DMS Efficiency	100%	>95%
TMC Operator Error Rate	0.07%	<0.69%
Road Ranger Dispatching Average	1.62 min	<2.00 min
Event Confirmation Average	1.50 min	<2.00 min
Time to Post DMS Average	2.04 min	<5.00 min
Agency Notification Average	2.28 min	<7.00 min



Note: Time Durations include FDOT D6 Managed Events Only and exclude roadwork related events.

ITS Systems Availability (FDOT Non-Operational)

Subsystem	February	Target
TMC Systems	99.92%	>99.90%
Video Wall	99.83%	N/A
SunGuide SM Software	99.80%	N/A
CCTV	92.54%	N/A
DMS	88.86%	N/A
Detectors	96.26%	N/A
Workstations	99.98%	N/A